

The following addition should be made to Table III.

Product model	f_P	Reactant model				
		R ₁	R ₂	R ₃	R ₄	R ₅
		f_R				
		1.1708	1.1741	1.1808	1.1841	1.2121
P6	1.1734	0.9978	1.0006	1.0091	1.0091	1.0330
P7	1.1831	<i>0.9896</i>	0.9924	0.9980	1.0008	1.0245
P8	1.1982	<i>0.9771</i>	<i>0.9799</i>	0.9855	0.9882	1.0116
P9	1.2082	0.9690	0.9718	<i>0.9773</i>	<i>0.9800</i>	1.0032

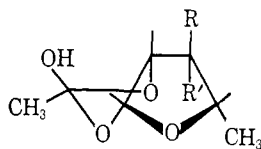
In addition, the entry for P4-R3 should be italicized.—R. E. WESTON, JR.

Patricia S. Traylor and F. H. Westheimer: Mechanisms in the Hydrolysis of Phosphorodiamidic Chlorides.

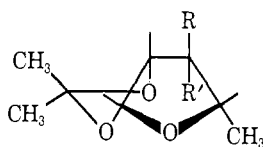
Page 559. The heading of the first column of Table V should read: in H₂O².—F. H. WESTHEIMER.

John R. Dyer, W. E. McGonigal, and K. C. Rice: Streptomycin. II. Streptose.

Page 654.



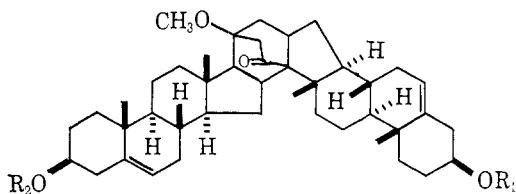
should be



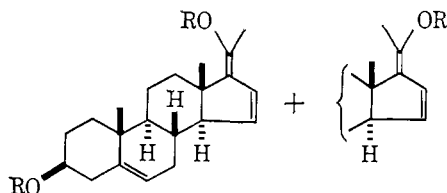
JOHN R. DYER.

S. A. Latt, H. T. Cheung, and E. R. Blout: Energy Transfer. A System with Relatively Fixed Donor-Acceptor Separation.

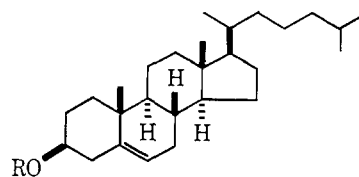
Page 997. Structures XIb, XIIb, XIII, XV, XVI, and XVII should be as shown below.



XIb, R₁ = *p*-methoxyphenylacetyl; R₂ = 1-naphthoyl
XIIb, R₁ = 1-naphthoyl; R₂ = anthracene-9-carbonyl

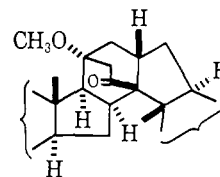


XIII, R = *p*-methoxyphenylacetyl



XV, R = *p*-methoxyphenylacetyl
XVI, R = 1-naphthoyl
XVII, R = anthracene-9-carbonyl

Page 1002. Structure XVIII should be as shown below.



XVIII

E. R. BLOUT.

Ernest Wenkert and Börje Wickberg. General Methods of Synthesis of Indole Alkaloids. IV. A Synthesis of *dl*-Eburnamonine.

Page 1583. In column 1, line 10, alkalids should read alkaloids. In footnote 24 anhydroxymethylene should read a hydroxymethylene. In Chart III the indole ring of the formula under XVII should possess a radical cation sign of plus, dot instead of the minus sign shown, while the same ring in the formula under XVIII should have a plus instead of minus sign.—ERNEST WENKERT.

Myron L. Bender and James K. Stoops: Titration of the Active Sites of Acetylcholinesterase.

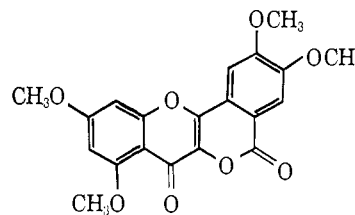
Page 1622. Equation 2 should read

$$N = \frac{F(A_1 - A_2) + A_3 - A_4 - A_5}{4.0 \times 10^3}$$

In the last paragraph, second sentence, *directly* proportional should be substituted for *inversely* proportional.—MYRON L. BENDER.

Anthony C. Waiss, Jr., and Joseph Corse: Photooxidative Cyclization of Quercetin Pentamethyl Ether.

Page 2068. Structure V should be



ANTHONY C. WAISS, JR.

Neville Finch, C. W. Gemenden, Iva Hsiu-Chu Hsu, Ann Kerr, G. A. Sim, and W. I. Taylor: Oxidative Transformations of Indole Alkaloids. III. Pseudoindoxyls from Yohimbinoindole Alkaloids and Their Conversion to "Invert" Alkaloids.

Page 2232 ff. In the recorded data for the optical rotatory dispersion curves [α] read [ϕ].

Page 2232. In column 2, line 9, [α]₂₈₆ - 2850 (inflection), [α]₂₇₂ - 2150 (inflection) should read [ϕ]₂₈₆₋₂₇₂ - 2850 to -2150 (inflection).

Page 2235. In column 2, lines 16 and 17, -6450 and -47,000 should read +6450 and +47,000.—WILLIAM I. TAYLOR.

Dwight R. Robinson and William P. Jencks: The Effect of Concentrated Salt Solutions on the Activity Coefficient of Acetyltryptophan Ethyl Ester.

Page 2478. In Table VIII, the third ion listed should be Cl₃-CCOO⁻, not (CH₃)₃CCOO⁻.—WILLIAM P. JENCKS.

B. J. Herold, A. F. Neiva Correia, and J. dos Santos Veiga: Electron Paramagnetic Resonance Studies on Chelation of Alkali Cations by the *o*-Dimesitylbenzene Radical Anion.